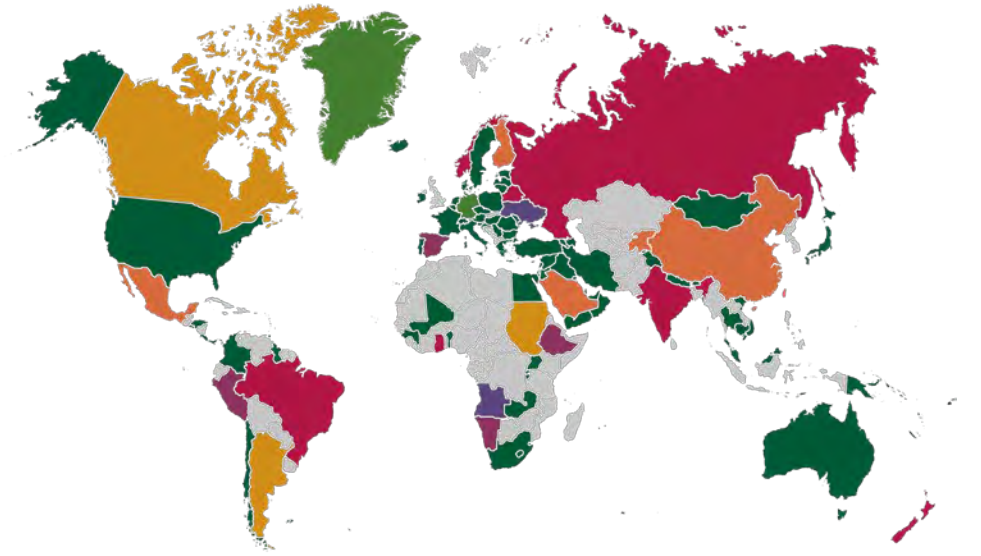




Library Map
of the World



IFLA WEBINAR

Library Map of the World

What's going on and how to engage?

@IFLA_LibraryMap

#WorldLibraryMap

Agenda

- **Opening**

Gerald Leitner, IFLA Secretary General

- **Meet the Library Map of the World (LMW) Team**

Kristine Paberza, Eshka Lake and Vesselina Vassileva

- **On the agenda — three engagement areas**

- Data
- Country Pages
- SDG Stories

- **Stay tuned with the LMW!**

- **Questions and Answers**

Opening



Gerald Leitner
IFLA Secretary General

Meet the LMW Team



Kristine Paberza

Member
Engagement
Officer



Eshka Lake

Administrative Assistant,
Data Processing and
Analysis



Vesselina Vassileva

Administrative Assistant,
Data Processing and
Analysis

On the agenda – three engagement areas

DATA

(Library Statistics)

- Scope (metrics and library types)
- Data partners
- Annual cycle
- Facilitation and curation process

COUNTRY PAGES

(Library Landscape)

- Scope (generated / contributed content)
- Content partners
- Ongoing facilitated process
- Curation process

SDG STORIES

(Library Stories)

- Storytelling Manual
- Minimum requirements
- Contributors (Individual libraries / National partners)
- Curation process

Library Map of the World

DATA



LIBRARY MAP OF THE WORLD

[FOLLOW](#) [CONTACT US](#)

HOME

SDG STORIES

CONTRIBUTORS

ABOUT

LIBRARY MAP OF THE WORLD

Selected library performance metrics provide national level library data across all types of libraries in all regions of the world. Adjust map view settings to search by country and explore worldwide totals.



Number of Libraries



Libraries with Internet Access



Full-Time Staff



Volunteers



Registered Users



Physical Visits



Physical Loans



Electronic Loans

WORLDWIDE TOTALS +

2.2 M

300,659

1.4 M

295,694

1,008.2 M

4,983.6 M

8,738.8 M

12,443.7 M

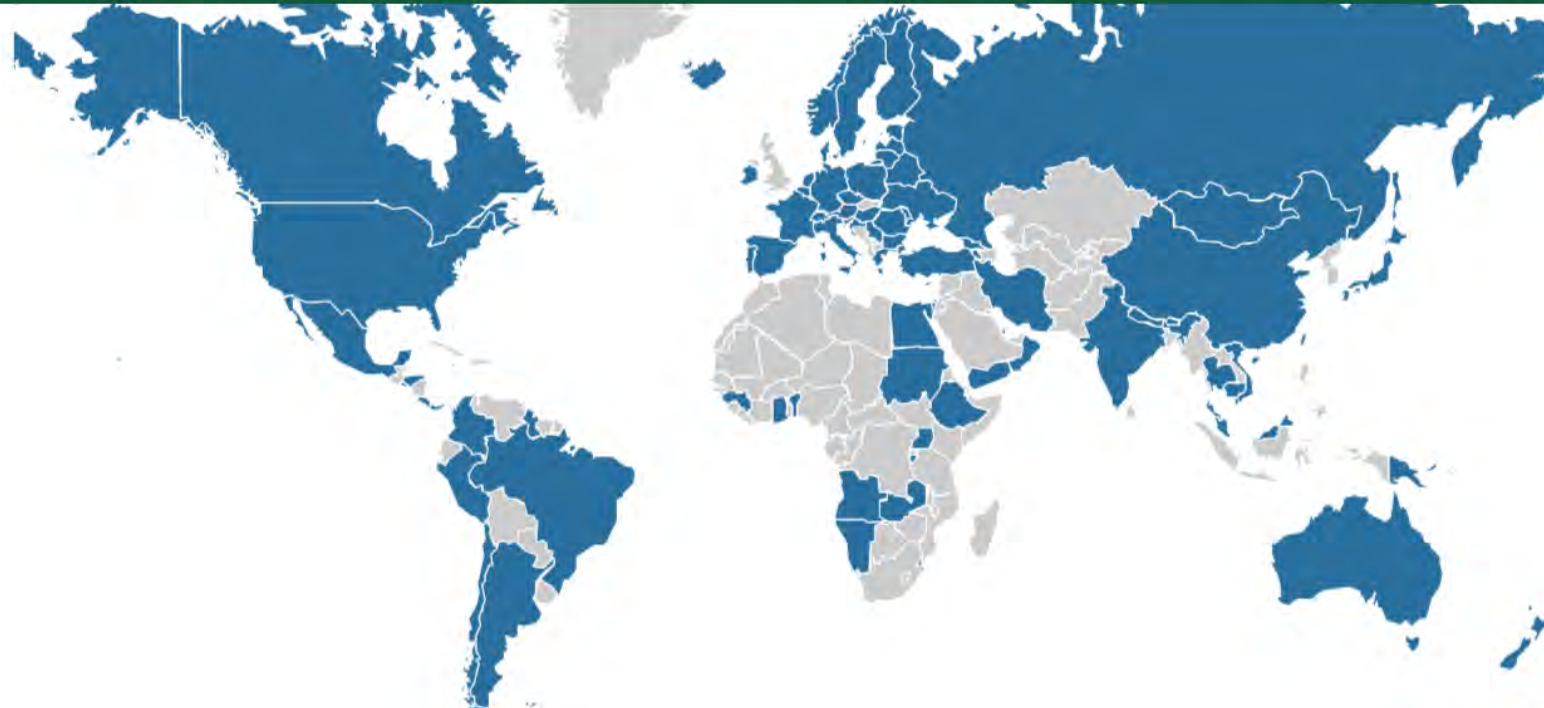
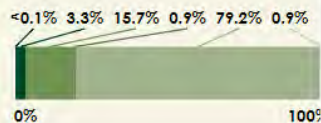
ADJUST SETTINGS

DATA

Search by Country

2.2 M
Total Libraries

LIBRARY TYPE	TOTAL	YEAR
National	199	2018
Academic	72,042	2017
Public	344,089	2017
Community	19,610	2018
School	1.7 M	2017
Other	20,345	2017



LEGEND




- Selected Country
- Data Available
- No Country Data

+

-



8 metrics for all library types

OVERVIEW
GLOSSARY 
METRICS
LIBRARY TYPES
GEOGRAPHIES
DATA 
SDG STORIES 
FAQ
DEVELOPED BY
DISCLAIMER
COPYRIGHT

LIBRARY TYPES

- National libraries
- Academic libraries
- Public libraries
- Community libraries
- School libraries
- Other libraries

METRICS

- Number of libraries
- Libraries with Internet access
- Staff (FTE)
- Volunteers (headcount)
- Registered Users
- Physical Visits
- Physical Loans
- Electronic Loans

Data collection in partnership

LMW Data partners

collate data at the national level

- National library associations
- National libraries
- Other libraries
- Other library support organisations

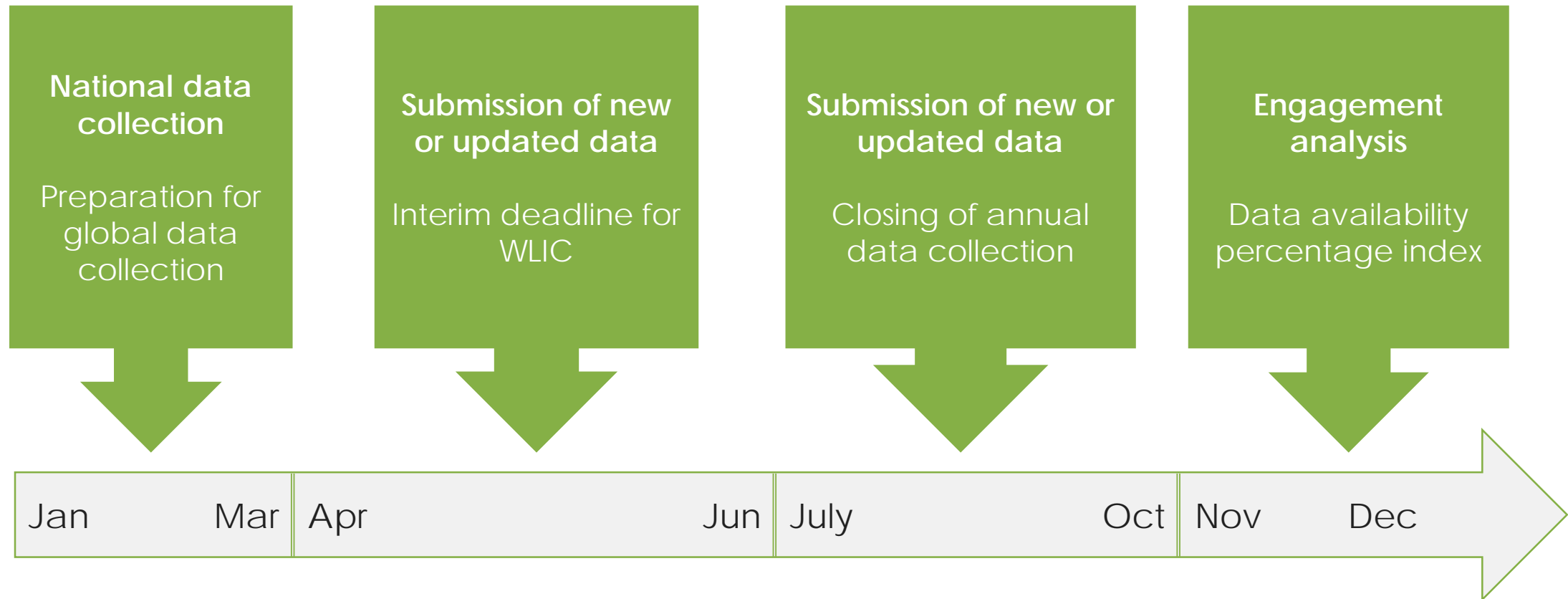
Global library statistics



Data collection starts at the individual library

Data aggregation at the national level

Ongoing annual cycle



Submission of new or updated DATA

- **Start with what you have** – existing statistics
- Collaborate at the national level and **submit aggregated data**
- **Electronic submission form** – unique links shared with data partners
- **Update your data** (fill in the form) even if your previously submitted data didn't change:
 - Data is not available
 - Library type/Metric is not applicable

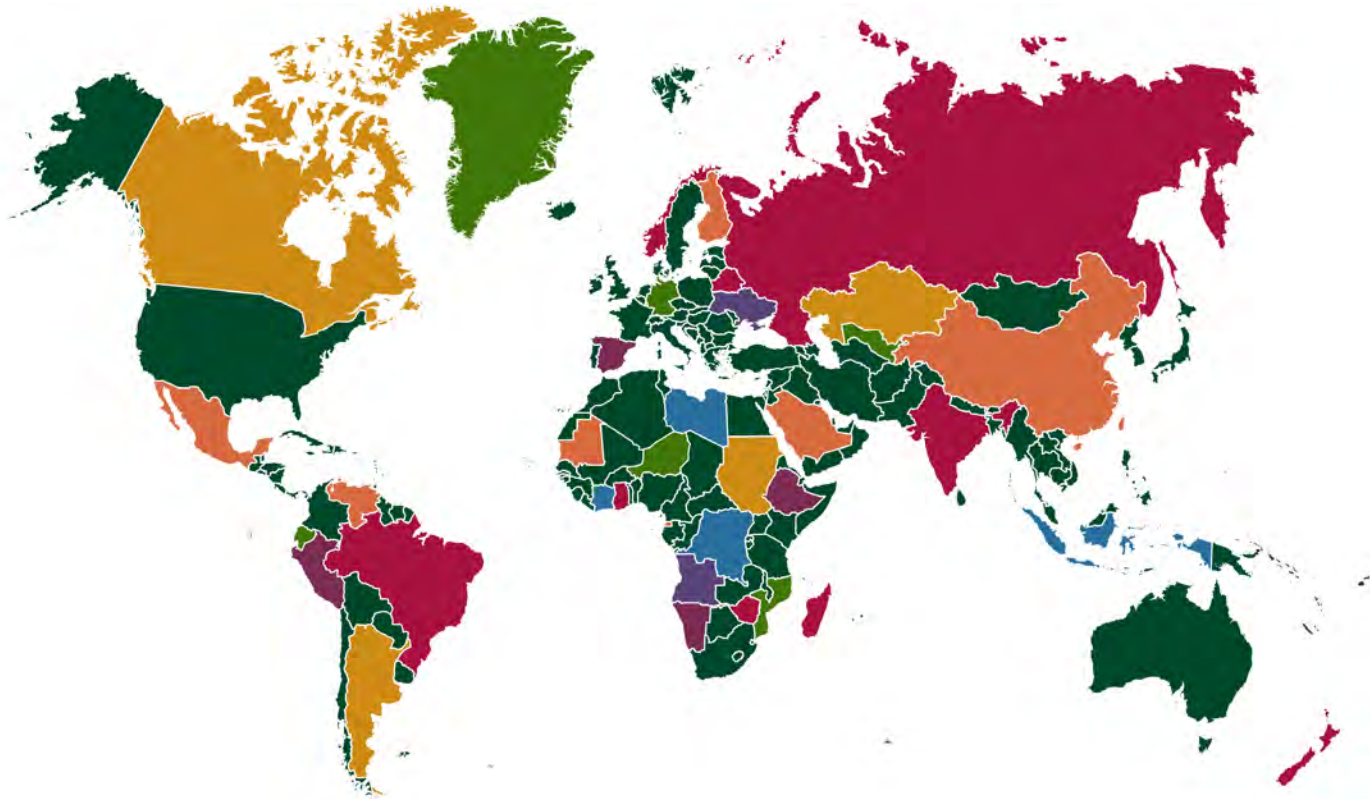
Curation and publishing of your DATA

- **Quality check** by the LMW team
- **Weekly data updates** on the LMW website
- On-going **messaging** on the LMW Twitter: **@IFLA_LibraryMap**



Library Map of the World

COUNTRY
PAGES



THE NEXT BIG STEP

Separate pages for each country with information about:

- Libraries and library field
- Organisations
- Policy and Legislation
- Education and Events

Scope of content

GENERATED CONTENT

- Facts about the country
- Performance metrics
- Contextual indicators
- SDG stories

CONTRIBUTED CONTENT

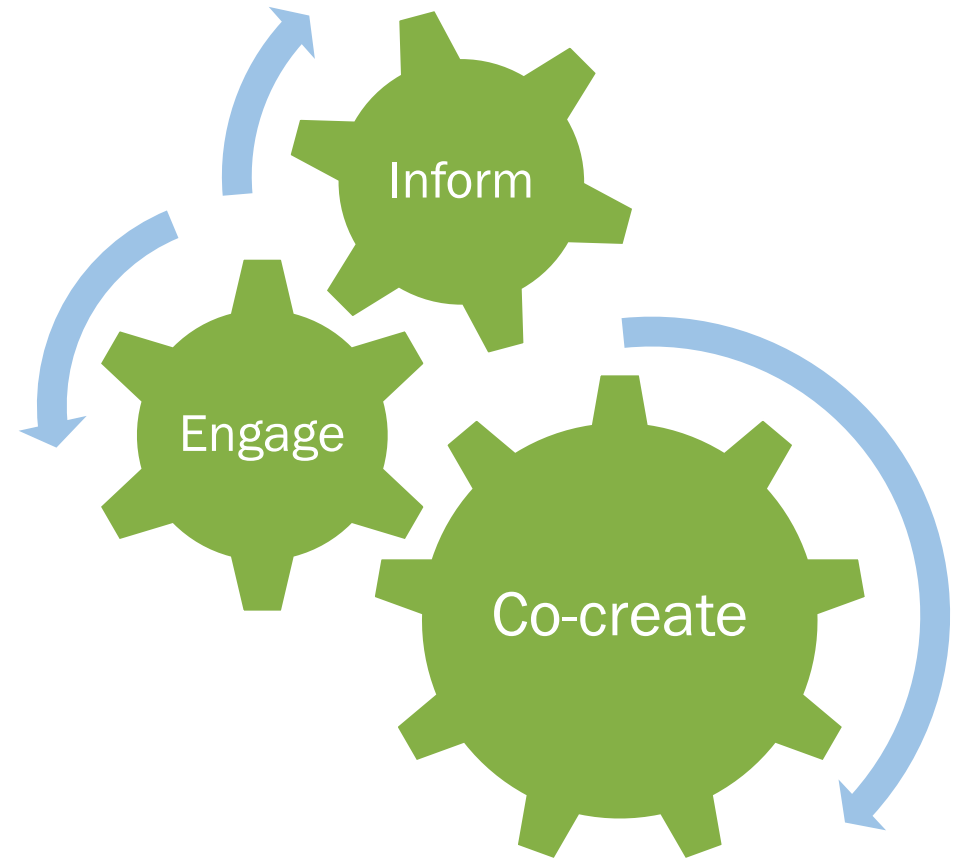
- Description of library environment
- Library location resources
- Organisations
- Policy and Legislation
- Education and Events

Content partners

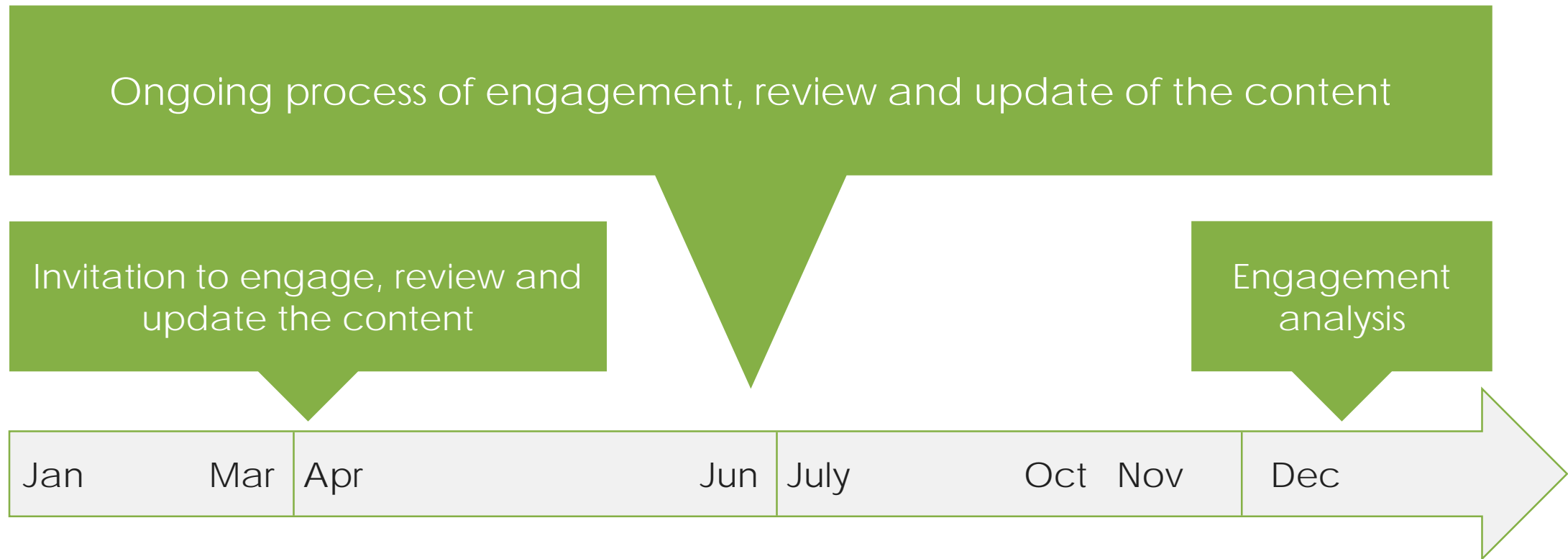
LMW Content Partners

Liaise with other institutions /
experts in the country

- National library associations
- National libraries
- Other libraries
- Other library support organisations



Ongoing process



Preparation and submission of content

- Essential **precondition** – we must have received Data submission before opening the Country Page
- Review the submission form (PDF), identify information gaps, gather information from other organisations and/or experts
- Submit through an **electronic submission form** – unique links sent to content partners

Curation and publishing of your content

- **Curation** by the LMW Team
- **Launching** the Country Pages functionality at IFLA WLIC 2018 in Kuala Lumpur
- Ongoing **messaging on the LMW**
Twitter: @IFLA_LibraryMap

Library Map of the World

SDG STORIES



LIBRARY MAP OF THE WORLD

[FOLLOW](#) [CONTACT US](#)

HOME

SDG STORIES

CONTRIBUTORS

ABOUT

SUSTAINABLE DEVELOPMENT GOALS & LIBRARIES

The UN 2030 Agenda for Sustainable Development is a framework of 17 Sustainable Development Goals (SDGs) spanning economic, environmental and social development. SGD stories demonstrate how libraries and access to information contribute to improved outcomes across all SDGs. Select a country to see relevant stories.



SDG STORIES

Search



3 Countries

4 Stories

Select a country to view stories.



GOAL 2. Zero Hunger

1 Story



GOAL 4. Quality Education

1 Story




GOAL 6. Clean Water and Sanitation

1 Story



LEGEND

- Countries with SDG Stories
- Selected Country
- No Data Available



A storytelling manual

Libraries and
the Sustainable Development Goals
a storytelling manual



[DOWNLOAD PDF](#)

Inspire
Prepare
Submit
Advocate

Minimum requirements for each story

WHY? Description of a **problem or challenge in the community** that your library activity, project or programme was designed to address

WHAT? HOW? WHEN?

Brief **description** of an activity, project or programme

SO WHAT?

Description of **IMPACT on the community** and evidence of its contribution to local, regional or national development needs

Curation of your story – three phases

1. Working on **title and narrative**
 - a. Storytelling Manual – How to tell your story
 - b. Checklist
2. Preparing illustrations (**pictures / videos**) and **further information links**
 - a. Manual – How to tell your story visually
 - b. How to deal with copyright
 - c. Checklist
3. Working on **translation** to other language
 - a. Title and Narrative
 - b. Metadata for pictures and videos
 - c. Titles of further information links

1

Title and Narrative

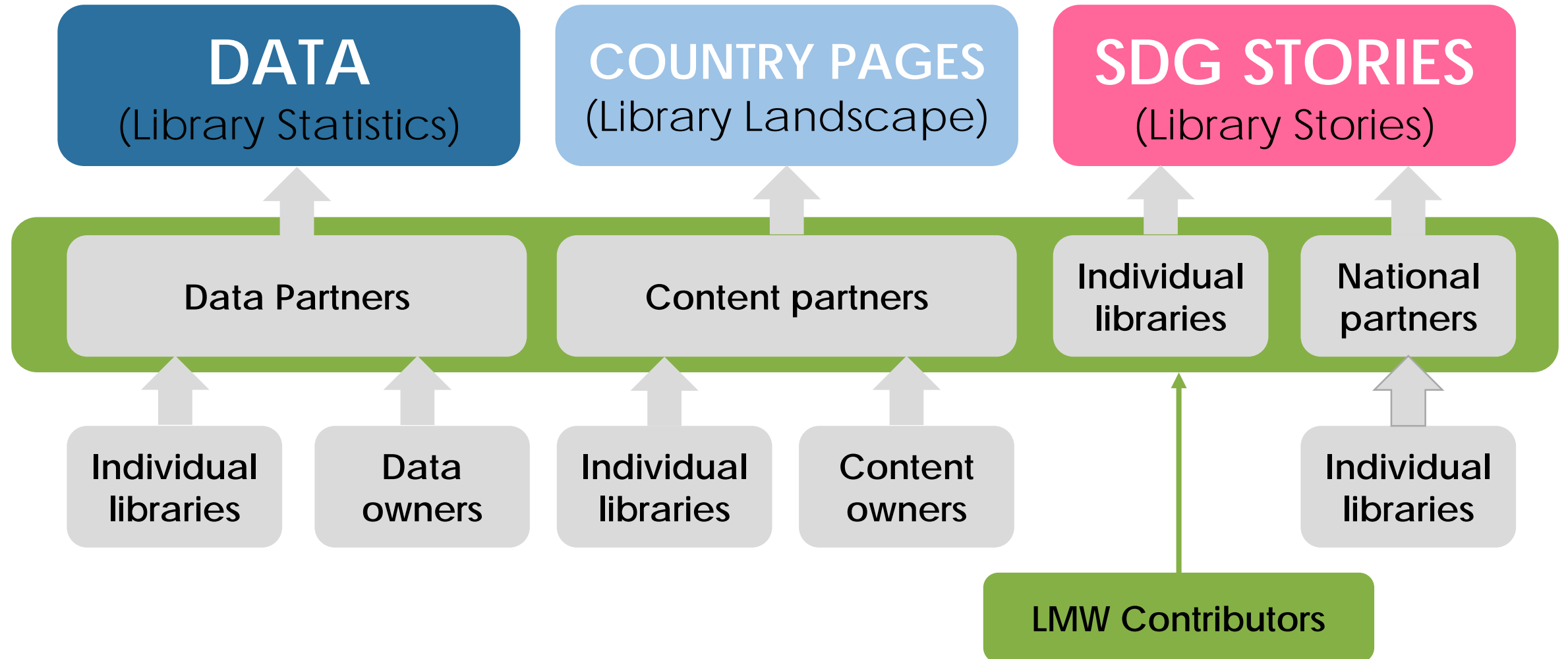
2

Illustrations

3

Translation

Engagement scenarios



Stay Tuned with the LMW!

- Follow us on Twitter: [@IFLA_LibraryMap](https://twitter.com/IFLA_LibraryMap)
- Use the hashtags [#WorldLibraryMap](#)
[#StoriesThatMatter](#) [#Lib4Dev](#) [#SDGs](#)
- Visit the website: librarymap.ifla.org
- Contact us at: librarymap@ifla.org

Questions and Answers

- Use the **Zoom chat** option to send your questions!

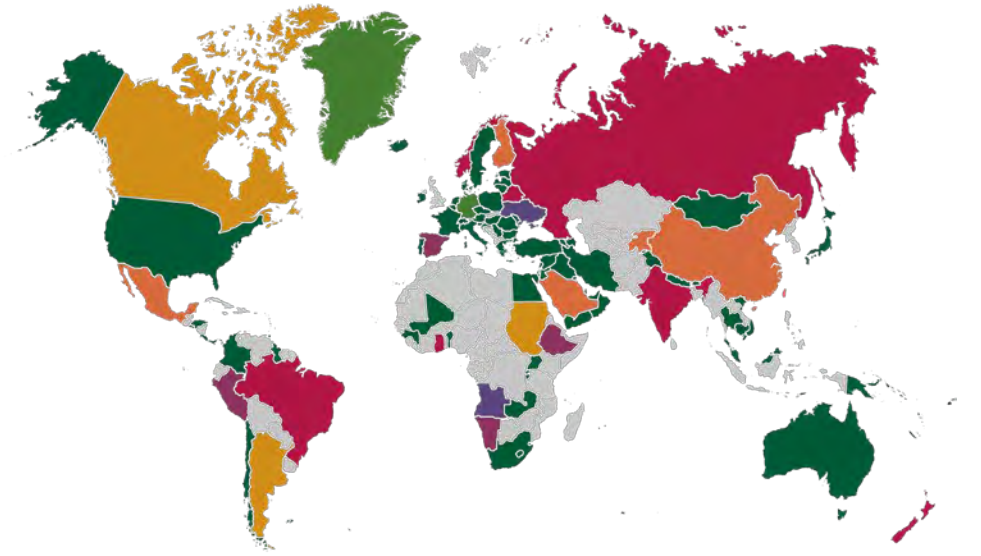


- **Recording and slides** will be available in the IFLA website (bit.ly/2NK3zHS)
- We will also share **answers to the questions** that we didn't have time to answer!





Library Map
of the World



IFLA WEBINAR

Library Map of the World

What's going on and how to engage?

@IFLA_LibraryMap

#WorldLibraryMap